











*Demographics*




**For the 2011-2012 term, what was your year of study?**

Answer		Response	%
G1		165	25%
G2		150	23%
G3		123	19%
G4		120	18%
G5		62	9%
G6+/DCE		34	5%
		654	

**What is your general area of study?**

Answer		Response	%
Engineering		147	22%
Humanities		137	21%
Natural Sciences		235	36%
Social Sciences		135	21%

**For the 2011-2012 term, what was your housing situation?**

Answer		Response	%
University housing		510	78%
Off campus housing in the Princeton area		85	13%
Off campus housing outside of Princeton		59	9%

**Respondents Living On Campus for the 2011-2012 Term**

**In which university housing lot did you live for the 2011-2012 term?**

Answer	Response	%
Graduate College	105	21%
Hibben/Magie Apartments	77	15%
Lawrence Apartments	136	27%
Butler Tract	149	30%
Stanworth Apartments	26	5%
RGS	10	2%
I don't know yet	2	0%

**Where do you plan on living next year?**

Answer	Response	%
University housing	274	54%
Off campus in the Princeton area	82	16%
Off campus housing outside of Princeton	70	14%
Don't know	56	11%
I will be graduating	23	5%

**In which university housing lot will you be living for the 2012-2013 term?**

Answer	Response	%
Graduate College	23	9%
Lawrence Apartments	104	40%
Butler Tract	83	32%
Stanworth Apartments	37	14%
RGS	12	5%

**How many roommates:**

Question	0	1	2	3+	Mean
do you currently have?	86	159	8	6	1.75
would you ideally have?	106	136	8	9	1.69

**What is(are) your primary mode(s) of transportation to campus?**

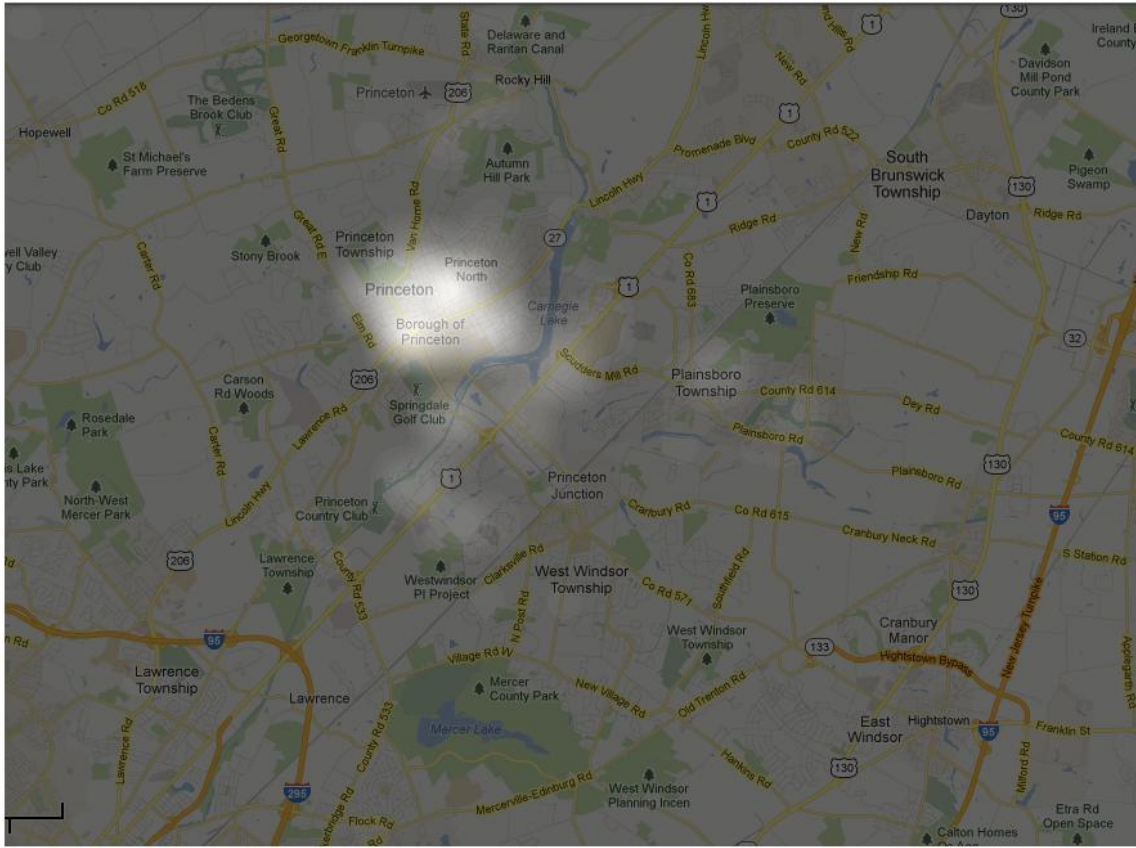
Answer	Response	%
Walking	161	62%
Bicycling	109	42%
Driving	35	14%
Tiger Transit/Shuttles	140	54%

**Please rank order your priorities for choosing to live on campus.**

Answer	1	2	3	4	5
Price	95	90	40	30	4
Proximity to campus	99	92	49	17	2
Ease of finding housing	35	48	96	66	14
Amenities available	23	24	66	136	10
Other	7	5	8	10	229

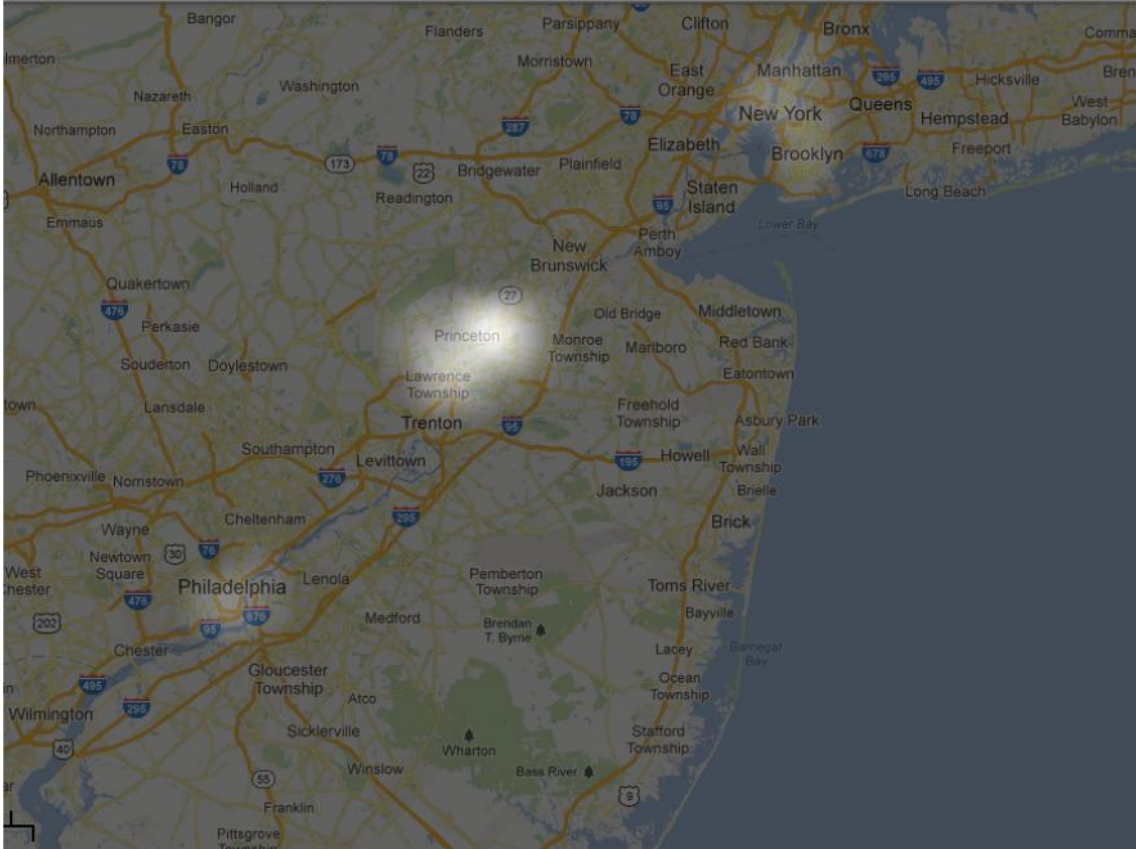
**Respondents Living Off Campus for the 2011-2012 Term**

Heat map of graduate students living off campus. Brighter areas represent greater concentrations.



0

18



0

19

**If you know how much do you expect to pay in rent per bedroom per month this coming year?**

Answer	Average Value	Standard Deviation
Rent, per bedroom per month, in dollars.	895.81	330.55

**Where do you plan on living next year?**

Answer	Response	%
The same off campus residence	82	61%
A new off campus residence roughly the same distance from the University	9	7%
An off campus residence closer to the University	15	11%
An off campus residence farther away from the University	13	10%
University housing	16	12%

**Approximately how much did you pay in rent for your apartment per bedroom per month this past year?**

Answer	Average Value	Standard Deviation
Rent, per bedroom per month, in dollars.	903.21	328.53

**If you know, is your rent is changing roughly between the 2011-2012 and the 2012-2013 terms?**

Answer	Response	%
Not changing	43	31%
Yes, increasing	52	37%
Yes, decreasing	11	8%
Do not know	33	24%

**By how much is your rent increasing per bedroom per month?**

Answer	Average Value	Standard Deviation
Rent increase, per bedroom per month, in dollars.	106.86	132.29

**How many bedrooms are there in your residence?**

Answer	Response	%
1	109	39%
2	98	35%
3	42	15%
4	21	8%
5+	10	4%

**How many people other than yourself are currently living in your residence?**

Answer	Response	%
0	59	21%
1	124	44%
2	56	20%
3	25	9%
4	5	2%
5+	11	4%

**Of those also living with you, how many are a(n):**

Question	0	1	2	3	4	5+
Spouse or partner	107	110	0	0	0	0
Child	202	12	3	0	0	0
Other family member	215	1	0	1	0	0
Roommate	116	45	30	14	7	5

**What is(are) your primary mode(s) of transportation to campus?**

Answer	Response	%
Walking	122	44%
Bicycling	90	33%
Driving	118	43%
Tiger Transit/Shuttles	62	23%
Other	25	9%
I do not come to campus	10	4%

**What if any resources did you use when trying to find a place to live?**

Answer	Response	%
Off-Campus Housing website	157	58%
TigerTrade	94	34%
Craig's List	147	54%
Professional service/realtor	68	25%
Friends/contacts	131	48%
Social media	15	5%
Newspaper	25	9%
None	7	3%
Other	49	18%

**How useful were these resources?**

Question	Not at all useful	Somewhat Useful	Very useful	Responses	Mean
Off-Campus Housing website	36	75	27	138	1.93
TigerTrade	24	41	15	80	1.89
Craig's List	19	51	57	127	2.30
Professional service/realtor	5	33	18	56	2.23
Friends/contacts	8	60	51	119	2.36
Social media	4	5	2	11	1.82
Newspaper	0	0	0	0	0.00
None	2	1	4	7	2.29
Other	1	24	19	44	2.41

**Respondents Newly Needing Off Campus Housing for the 2012-2013 Term**

**What if any resources have you used to try to find housing?**

Answer	Response	%
Off-Campus Housing website	41	75%
TigerTrade	33	60%
Craig's List	41	75%
Professional service/realtor	8	15%
Friends/contacts	44	80%
Social media	8	15%
None	5	9%
Other	5	9%

**How useful were these resources?**

Question	Not at all useful	Somewhat Useful	Very useful	Responses	Mean
Off-Campus Housing website	15	24	2	41	1.68
TigerTrade	10	20	3	33	1.79
Craig's List	6	32	3	41	1.93
Professional service/realtor	5	3	0	8	1.38
Friends/contacts	5	32	6	43	2.02
Social media	4	4	0	8	1.50
Other	1	4	0	5	1.80

**What are the primary reasons you have not yet found housing?**

Answer	Response	%
Price	41	80%
Distance	35	69%
Location	26	51%
Transportation	25	49%
Pets	7	14%
Number of rooms	4	8%
Roommates	10	20%
Nothing available	23	45%
Have not looked	5	10%
Other	4	8%

**Please rank order your priorities when trying to find a place to live.**

Answer	1	2	3	4	5
Price	22	26	5	0	0
Distance/location	26	22	4	1	0
Roommates	1	4	32	13	3
Pet friendliness	4	0	4	20	25
Other	0	1	8	19	25

**If the University was to offer an off-campus housing roommate resource for other graduate students which of the following (if any) would you be interested in using?**

Answer	Response	%
Matching survey	19	36%
Off campus roommate mixer	10	19%
List posting/forum	29	55%
None	20	38%

**Current Housing Situation and Feedback**

**How informed were you of this year's changes to the University housing situation?**

Question	Not at all informed		Somewhat informed		Completely informed	Mean
How informed?	71	112	263	109	47	2.92

**Have you contacted the Housing Department this year concerning housing issues?**

Answer	Response	%
Yes	253	42%
No	354	58%

**How did you contact the Housing Department?**

Answer	Response	%
Phone	116	46%
Email	186	74%
In person	139	55%
Letter	9	4%

**How many days did it take to speak with someone concerning your issue?**

Question	0	1	2	3	4	5	6	7+	I never heard back
Days	60	61	20	11	8	4	3	21	64

**Do you have a car?**

Answer	Response	%
Yes	378	63%
No	224	37%

**Would you consider living in a nearby township (such as Lawrenceville or Plainsboro) if the university provided block leasing and shuttle service?**

Answer	Response	%
Yes	222	37%
No	84	14%
Depends highly on price/distance/etc.	297	49%